

Salesforce Summer'20 Release - What impressed us?

Summer'20 Release is now out, with abundance of new features. We picked some strawberries from the cake for you – among others, these impress us!

To get full picture of the release, please check out these resources:

- [Summer'20 Release readiness webinar recordings](#)
- [Summer'20 Release Notes](#)
- [Trailhead module Summer'20 Release Highlights](#)
- [Update schedule of sandbox and production orgs: Salesforce Trust/Status](#)

TIP: how does the Salesforce Release Process work? Learn it from this Trailhead module: [Salesforce Release Readiness Strategies](#)

DigiPartnerIT Oy is a consulting company specialized in IT digitalisation for small and medium-sized businesses. We will significantly increase our customers business by bringing modern digital IT tools for business use. We develop sales, order processing and billing automation increasing the company's efficiency, flexibility and intelligence: several locations in Finland.

<https://www.digipartnerit.com/>

DigiPartnerIT Oy
Ahonkuja 3 91300
Ylikiminki FINLAND
+358 40 5568948

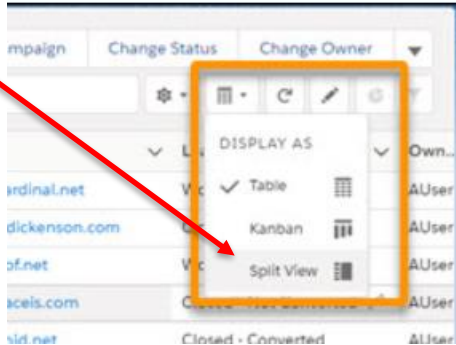


DigiPartnerIT
Accelerating Your Business

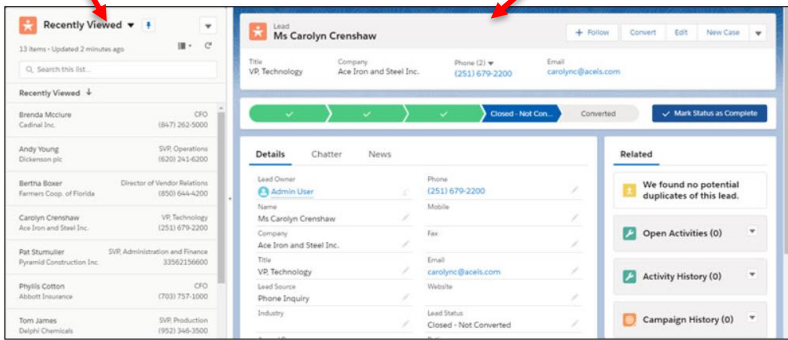
For end user efficiency and mobility

Split view – work through lists with ease

Select **Split View** from the **DISPLAY AS** dropdown menu



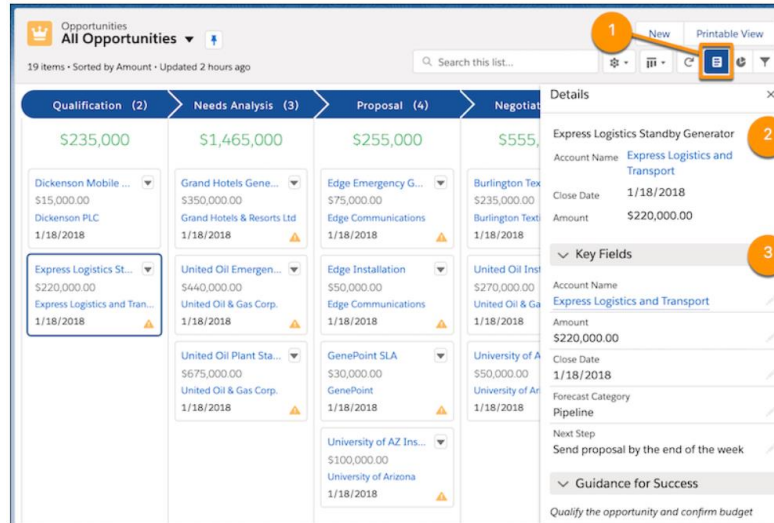
When you open a record, you see the **List** to the left from the **Record Details**



[LEARN MORE](#)

Editable key fields in Kanban view

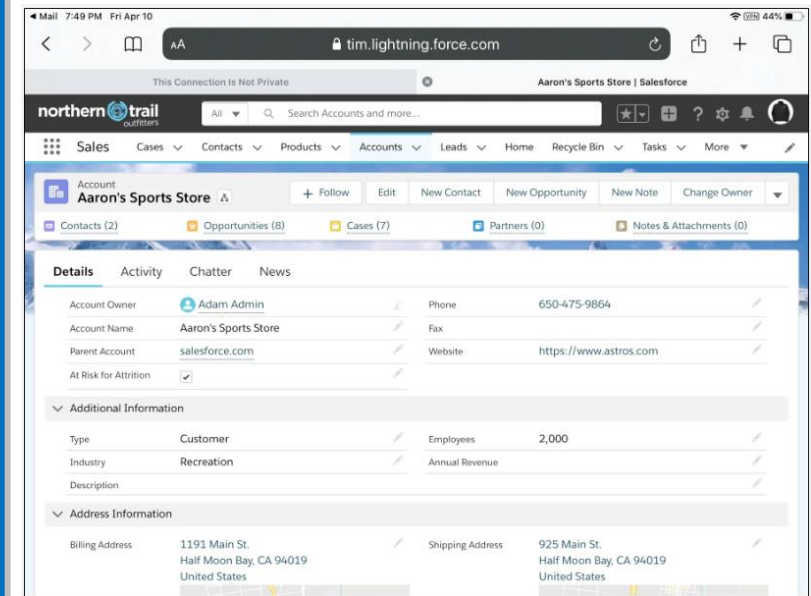
When using a path with key fields and guidance, the corresponding Kanban view for the record will include the same guidance. In addition, the key fields can be edited inline, without leaving the Kanban view.



[LEARN MORE](#)

Lightning Experience on the Safari Browser for iPad

Now you can enjoy full lightning desktop experience on your iPad Safari browser



[LEARN MORE](#)

Still in Classic? It's time to move to Lightning, where all the innovation happens!



Journey to Lightning Experience

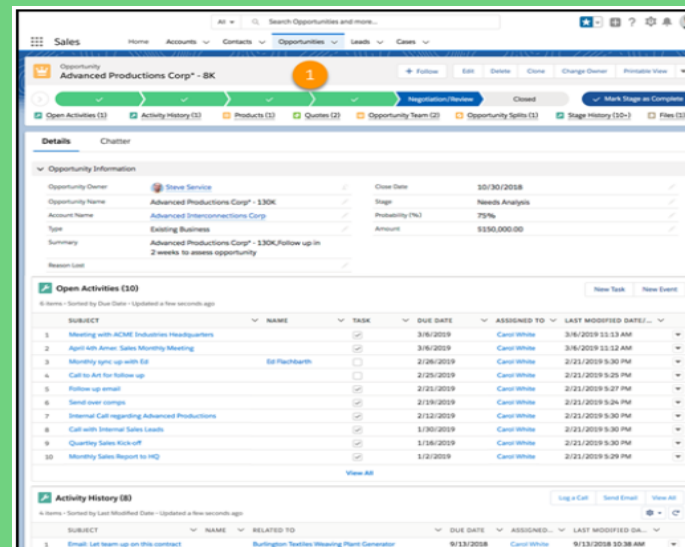
Head to the Lightning Experience Transition Assistant for all the tools and guidance you need.

[LEARN MORE](#)

Check out these features in Summer'20 Release to ease your transition to Lightning:

View Records using Full View

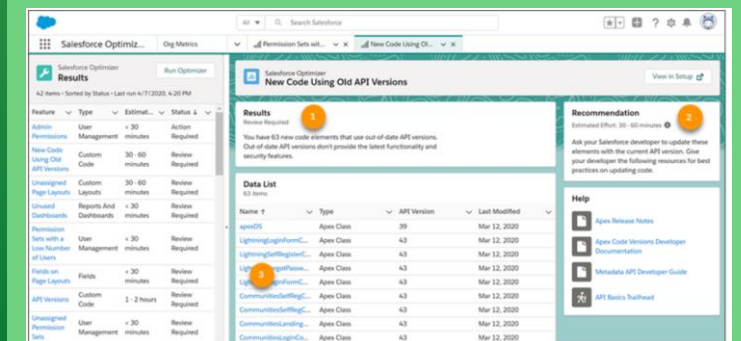
Record page has now two default options; current view (now called **Grouped View**) and the new **Full View**. Full view is similar as the Record page in Classic: all details and related lists are displayed on the same page.



[LEARN MORE](#)

Salesforce Optimizer app

Optimizer app provides an interactive way to review and act on recommendations for maintaining your org's implementation. Instead of scrolling a static PDF report, you can use a sortable list view for results and next steps. The split-view console makes it easy to review results.

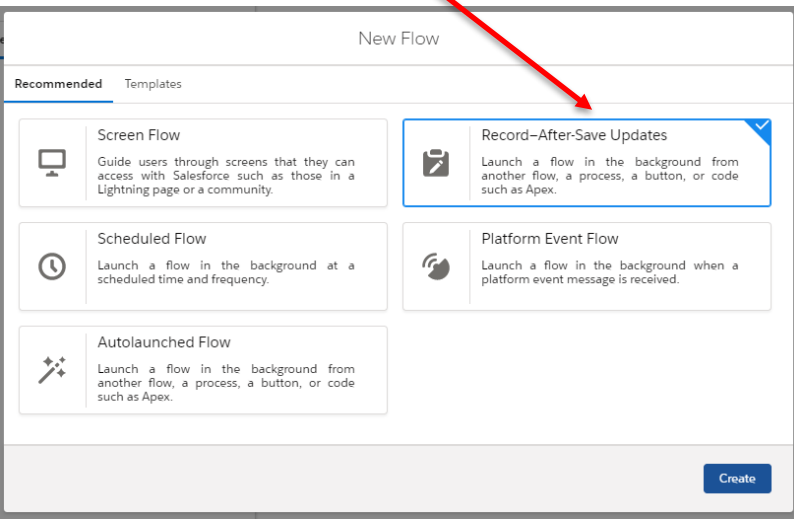


[LEARN MORE](#)

New for admins and developers

Lightning Flow: Trigger on Record changes and Events

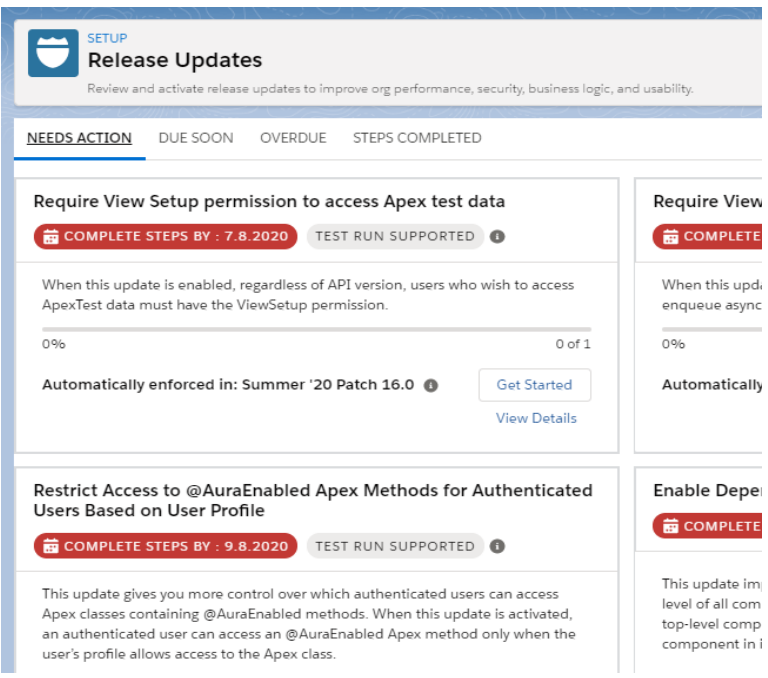
Now it is possible to trigger a Flow on record creation or update; Flow Builder has now similar after-save record triggers as Process Builder – but with the power of loops and decisions. When creating a new Flow, choose **Record-After-Save Updates**



[LEARN MORE](#)

Release Updates page in Setup (Beta)

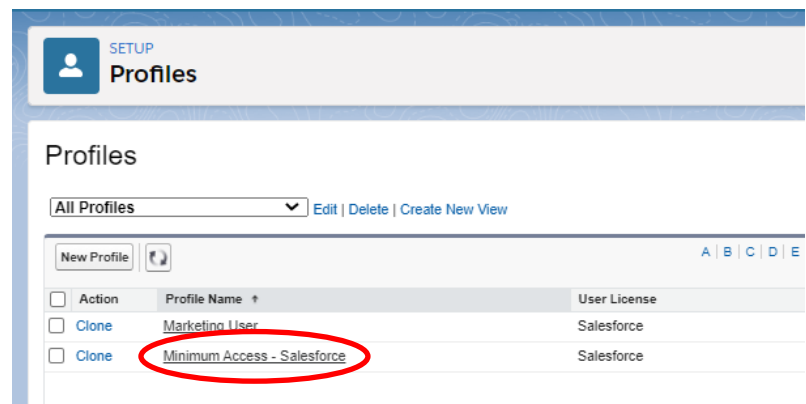
The Release Updates page in Setup lists in one location the updates that affect your organization



[LEARN MORE](#)

Minimum Access User Profile

Assign the new **Minimum Access User Profile** to a user, and then add more permissions via permission sets and permission set groups. The profile includes Access Activities, Chatter Internal User, Lightning Console User, and View Help Link permissions.



[LEARN MORE](#)